

Second Site ver. 4.3 Build 2 Overview ~ Part 5



Presented by
David Walker

2 February 2013

Ottawa TMG Users Group
ottawa-tmg-ug.ca

Introduction

This presentation continues on from Parts 1 to 4, which described the basic/naked and embellished uses of Second Site.

A selection of options from the list in User Items will be described. This selection is based upon my own use of Second Site, and is not intended to be a complete review of all options. For an exhaustive reading of all that Second Site has to offer, go to the Help files.

Second Site - Embellished

User Items

Selections for this presentations are:

- Calendar of Events for Births, Baptisms/Christenings, Marriages, Deaths & Burials
- Repositories
- Icon Description

Second Site - Embellished

User Items - Calendars of Events

Creating calendars to display births, baptisms, marriages, deaths and burials is a useful publication tool that displays a summary of each event. When viewed, the default month and year is the current one. However, the viewer has the option of scrolling to a different month at any time.

In the next step you must make a decision as to how you wish the calendars to be displayed.

1. Your event calendars can appear in one continuous page, or
2. When you click on the icon from the Main Page, you will have displayed the list of event calendars, from which you click on any one to have that event calendar displayed, each on a separate page.

Choice 1. Your event calendars can appear in one continuous page

The procedure for creating this type of display follows.

1. Select "Pages"

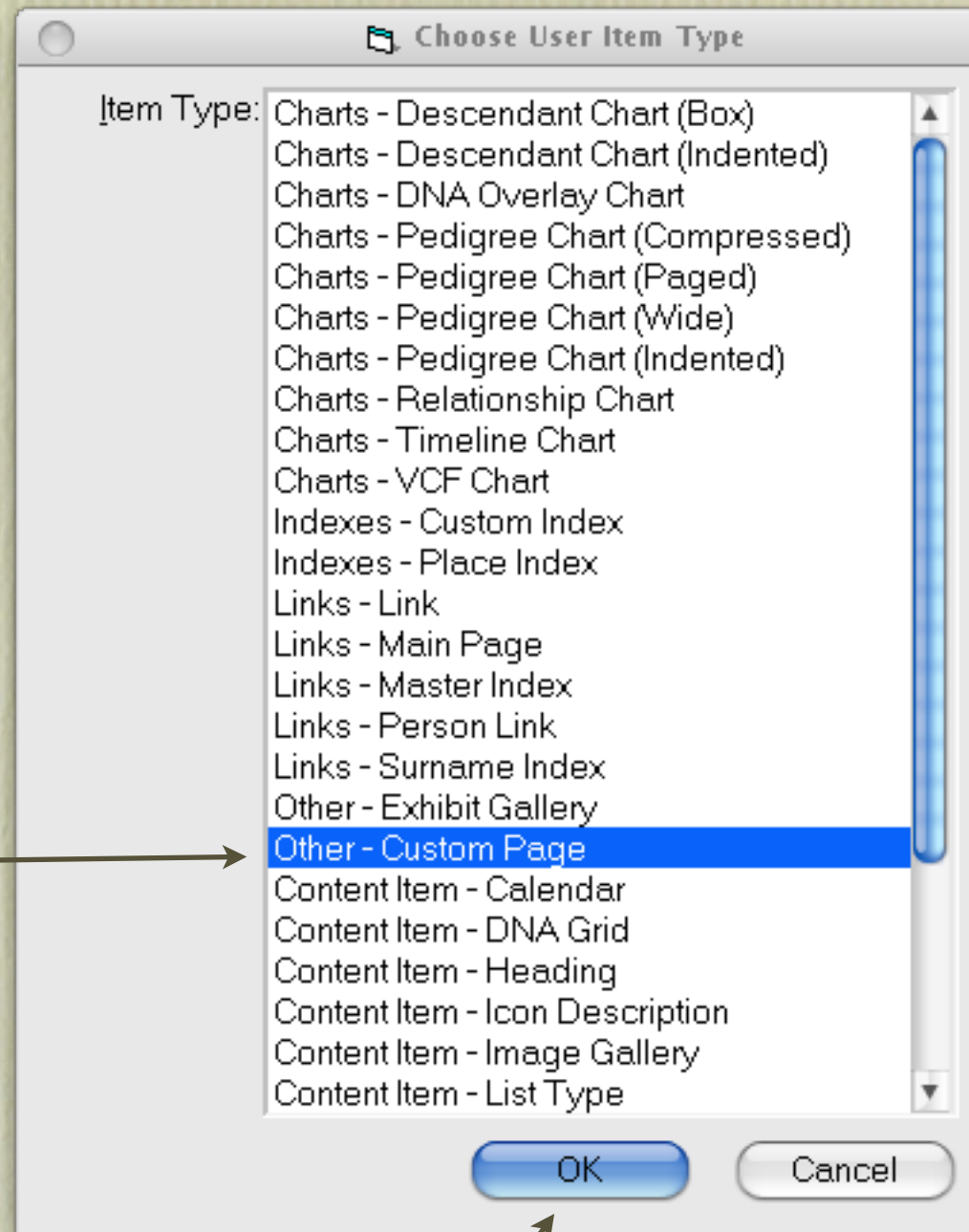
2. Select "User Items"

3. Select "Add Item"

- Names
- Dates
- Places
- Memo
- Sources
- Exhibits
- Language
- Flags
- Icons
- Relationships
- + Virtual Witnesses
- Pages
 - Site
 - Compiler
 - Format
 - Tag Groups
 - User Items
 - Page Sizes
 - Build
 - Media
 - Publish
- Layouts
 - Default Layout
 - Main Page
 - Surname Index
 - Person Indexes
 - Person Pages
 - Source Pages
 - Chart Pages
 - List Pages
 - Image Pages
 - User Pages
 - Place Indexes
- Stylesheets
 - Styles
 - + Theme
 - + Menu
 - + System
 - + User
 - Web Fonts
- + Strings

- Surname Index
- Master Index
- Charts
 - Descendant Chart (Box)
 - Descendant Chart (Indented)
 - Pedigree Chart (Box)
 - Pedigree Chart (Indented)
- Notable People
 - General George Townshend
 - <put name here and ID below>
- Images





4. Select "Other - Custom Page"

5. Select "OK"

6. Type main title

The screenshot shows a dialog box titled "Edit Custom Page" with the following fields and options:

- Link**
 - Enabled
 - Title: Calendars of Events
 - Filename: ui24
 - Menu: MenuBar
 - Button Image: none
 - PageSet: List Pages
- Page Options**
 - Description
 - Head Tags
 - Header
 - Extra Sidebar
 - Extra Content
 - Footer
- Content**
 - Main Content: [Empty text area]

Buttons: OK, Cancel

7. Select "List Pages"

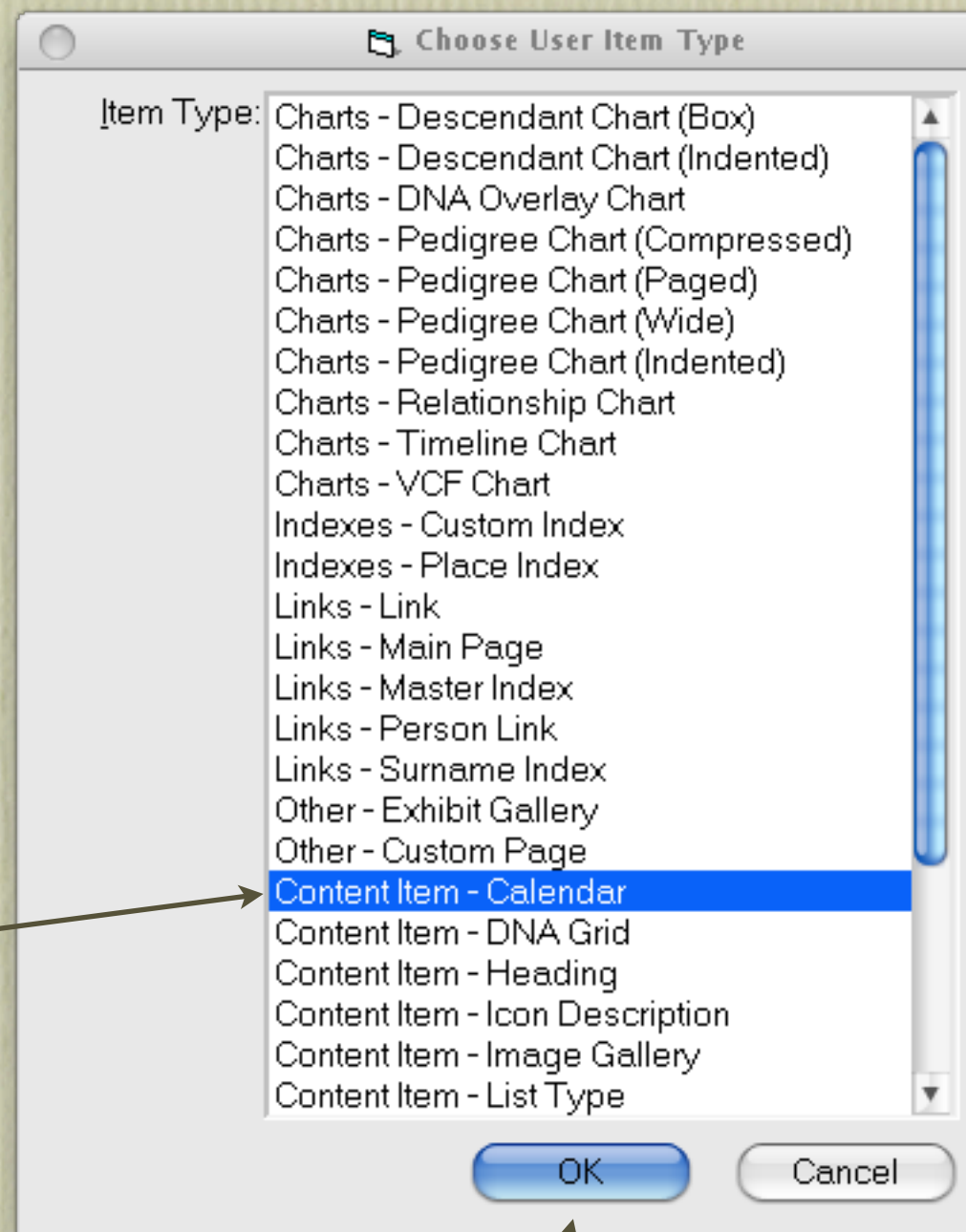
8. Click "OK"

9. Highlight Calendars of Events

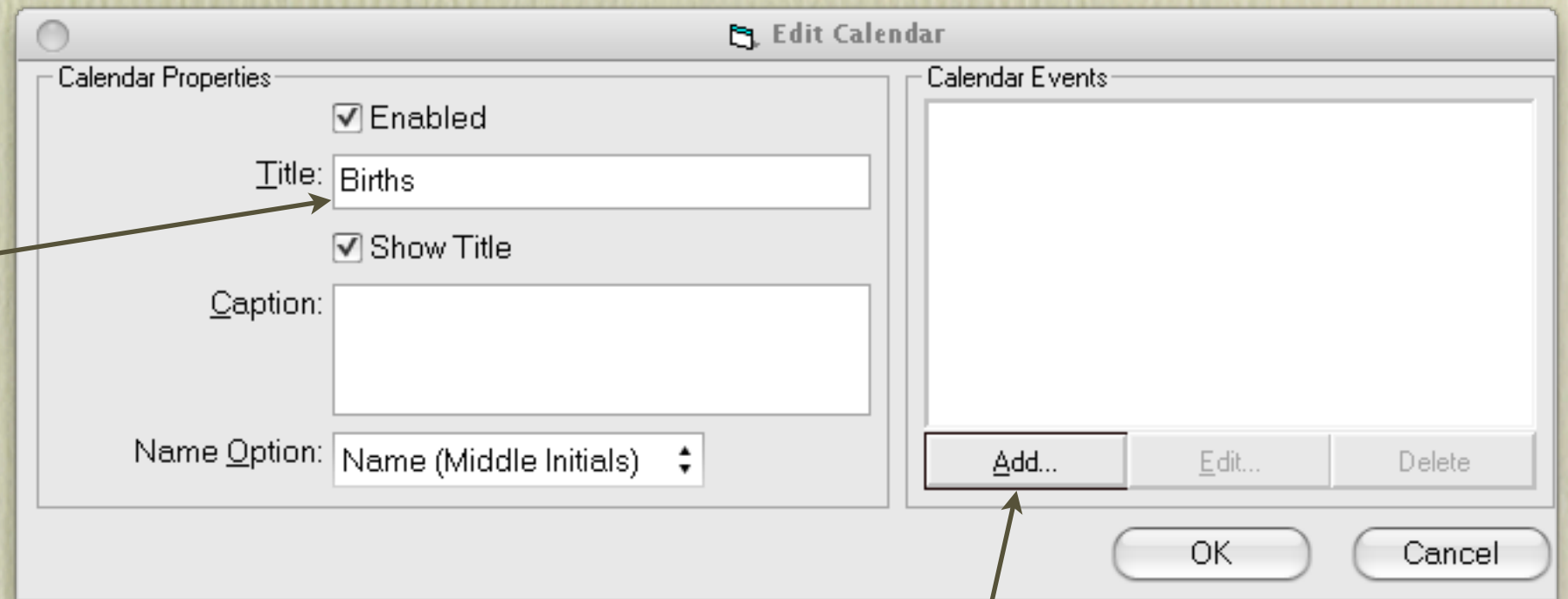
The screenshot displays a software interface with a tree view on the left and a list of items on the right. The tree view includes categories such as Places, Memo, Sources, Exhibits, Language, Flags, Icons, Relationships, Virtual Witnesses, Pages, Site, Compiler, Format, Tag Groups, User Items, Page Sizes, Build, Media, Publish, Layouts, Stylesheets, and Strings. The list on the right contains items like Descendant Chart (Box), Descendant Chart (Indented), Pedigree Chart (Box), Pedigree Chart (Indented), Notable People, Images, Person Search, B-M-D Maps, Births, Marriages, Deaths, and Calendars of Events. The 'Calendars of Events' item is highlighted in blue. An arrow points from the text '9. Highlight Calendars of Events' to this item. At the bottom, another arrow points from the text '10. Select "Add Item"' to a green plus icon in the toolbar. The status bar at the bottom indicates 'Done. (Elapsed Time=6 seconds)'.

10. Select "Add Item"

11. Select "Content Item - Calendar"



12. Click "OK"



13. Type text for title

14. Click "Add"

15. Type text for title

16. Select Event Filter -
Selected

17. Check "Birth"

Edit Calendar Events

Title: Births

Event Filter: Selected

Event Types:

- Baptism
- BaptismLDS
- BarMitzvah
- BatMitzvah
- Birth
- Birth-Covenant
- Birth-Illegitimate
- Birth-Stillborn

Primary Only Show Label

Person Filter

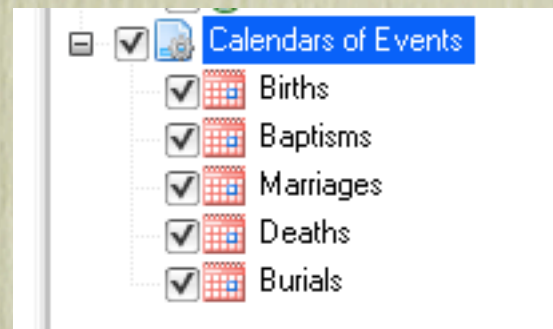
Flag: <No Flag Filter>

Include

Values:

18. Click "OK"

Repeat instructions in the last four slides for baptism, marriages, deaths, burials, or whatever events you wish to include.



Your list of events will look like this.

20 David Marchbank (born 1813) Mary Marchbanks (born 1837)	21 Eugene H. Blair (born 1873) William M. Hurst (born 1924) James Marion 'Jamie' Banks (born 1935)	22 Margaret J. Marchbank (born 1861) Monnie K. Hodges (born 1887)	23 Jane Greer (born 1786) William T. Jones (born 1848) William F. Emler (born 1862) Paul H. Marchbanks (born 1899)	24 Eula A. Huffman (born 1895)	25	26 William T. Strain (born 1858)
27 John Marjoribanks (born 1782) William C. Banks (born 1864)	28 James S. Banks (born 1858)	29 Burton Marchbanks (born 1830)	30	31 Elizabeth Banks (born 1818)		
David Johnstone (born Jan 1807) Nancy Ritchey (born Jan 1832) George Marchbank (born Jan 1904)						
<i>This is a large file - please be patient.</i>						

Deaths						
January 2013						
Sunday	Monday	Tuesday	Wednesday	Thursday	Friday	Saturday
		1	2 George Marchbank (died 1856) George W. Marchbanks (died 1856) Emma C. Wheeler (died 1940)	3	4 Andrew J. Marchbanks (died 1867)	5 James A. Armstrong (died 1905)

Once your site has been built, and you click on the icon entitled Calendars of Events, you will see all of them appear on the same page, as shown above.

Choice 2. Each of your event calendars will appear on a separate page.

The procedure for creating this type of display follows, and is the procedure I recommend.

1. Select "Pages"

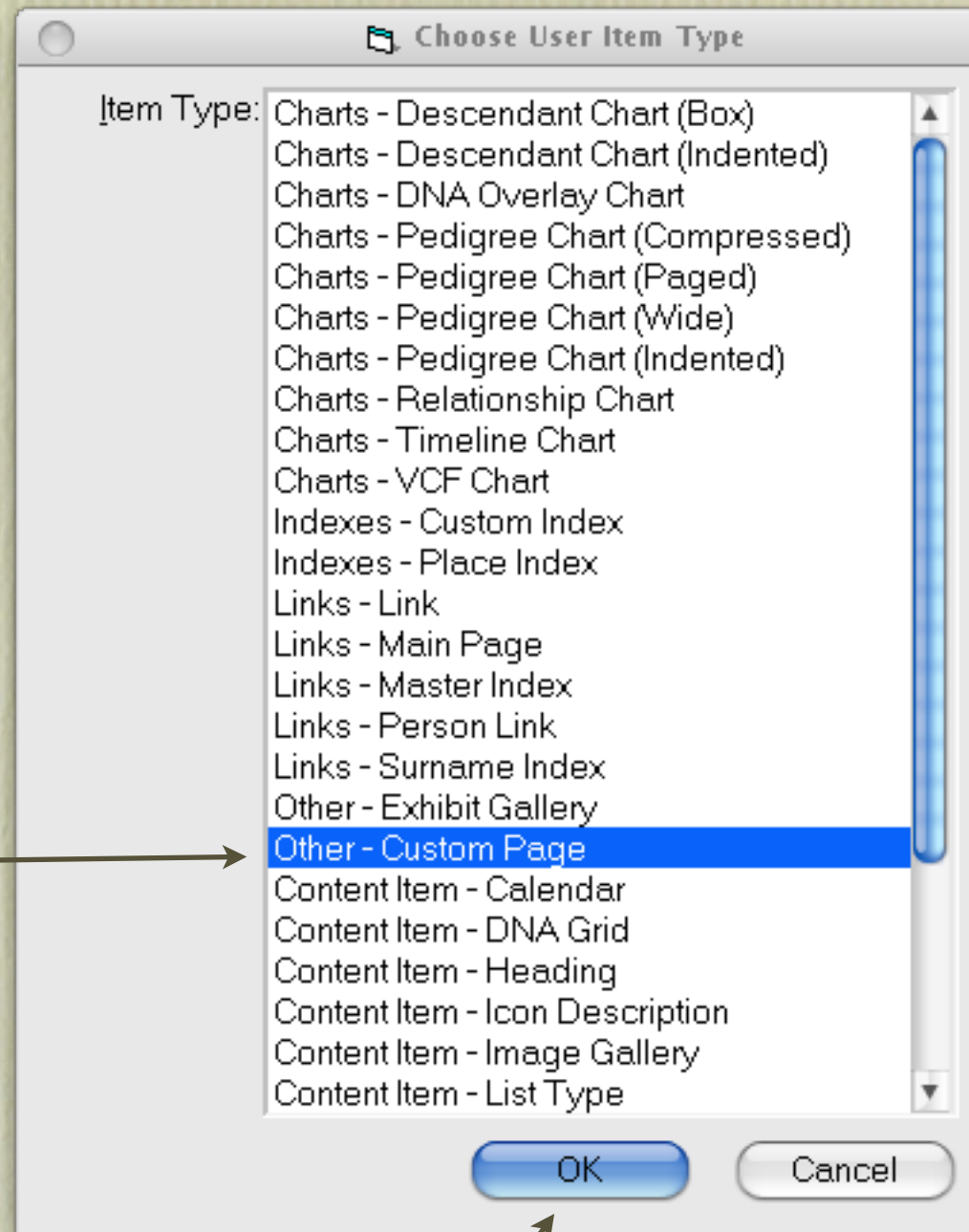
2. Select "User Items"

3. Select "Add Item"

- Names
- Dates
- Places
- Memo
- Sources
- Exhibits
- Language
- Flags
- Icons
- Relationships
- + Virtual Witnesses
- Pages
 - Site
 - Compiler
 - Format
 - Tag Groups
 - User Items
 - Page Sizes
 - Build
 - Media
 - Publish
- Layouts
 - Default Layout
 - Main Page
 - Surname Index
 - Person Indexes
 - Person Pages
 - Source Pages
 - Chart Pages
 - List Pages
 - Image Pages
 - User Pages
 - Place Indexes
- Stylesheets
 - Styles
 - + Theme
 - + Menu
 - + System
 - + User
 - Web Fonts
- + Strings

- Surname Index
- Master Index
- Charts
 - Descendant Chart (Box)
 - Descendant Chart (Indented)
 - Pedigree Chart (Box)
 - Pedigree Chart (Indented)
- Notable People
 - General George Townshend
 - <put name here and ID below>
- Images

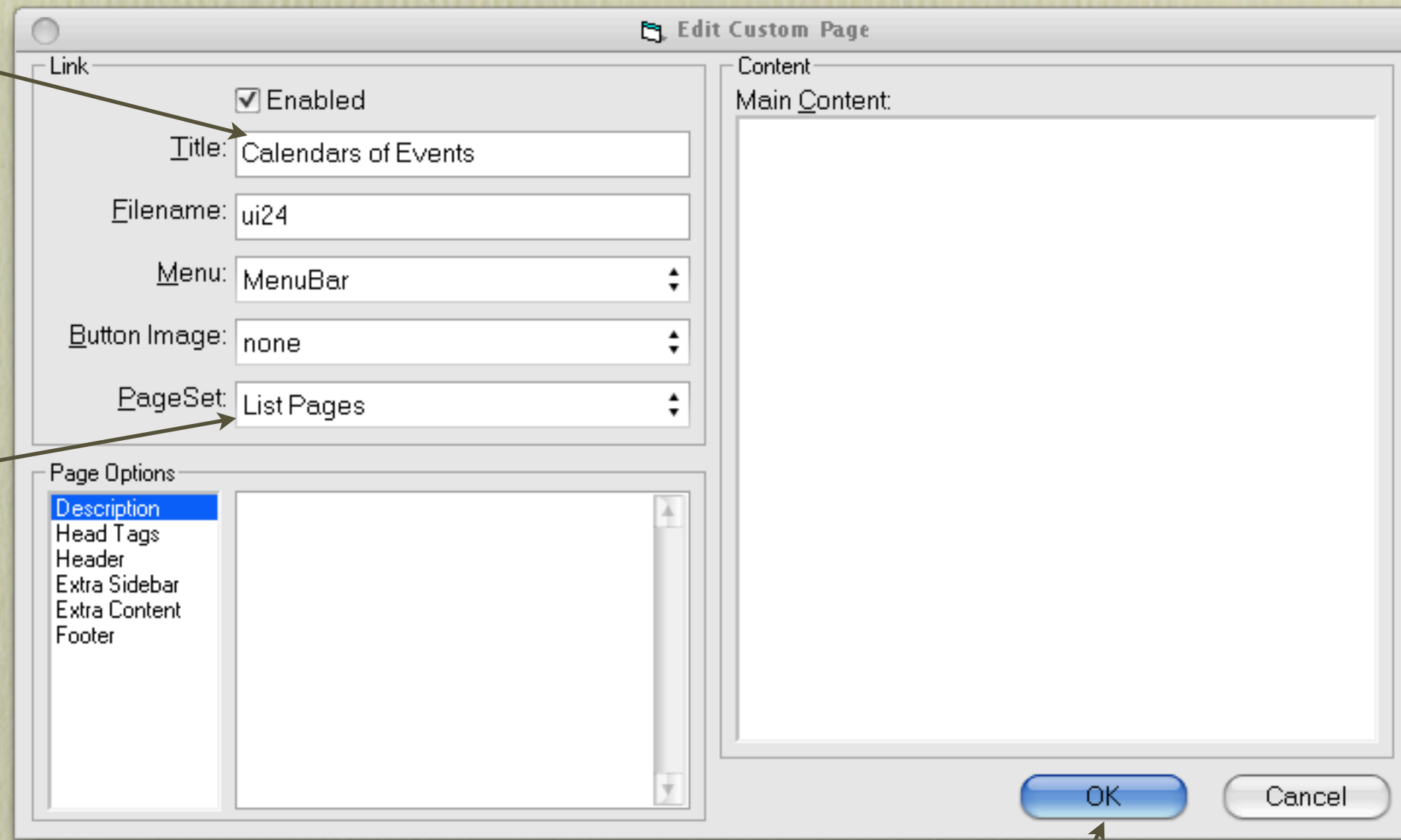




4. Select "Other - Custom Page"

5. Select "OK"

6. Type main title



7. Select "List Pages"

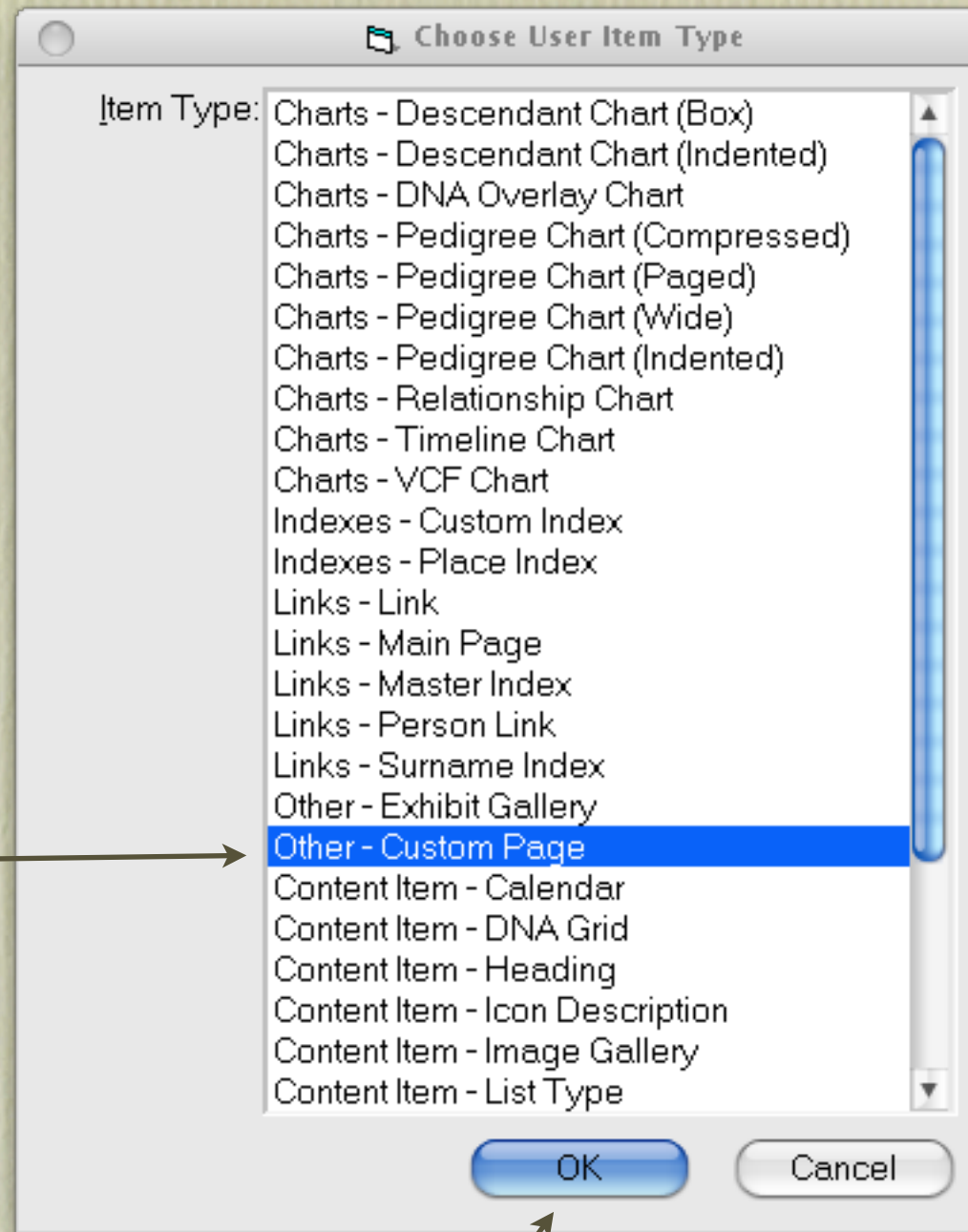
8. Click "OK"

9. Highlight Calendars of Events

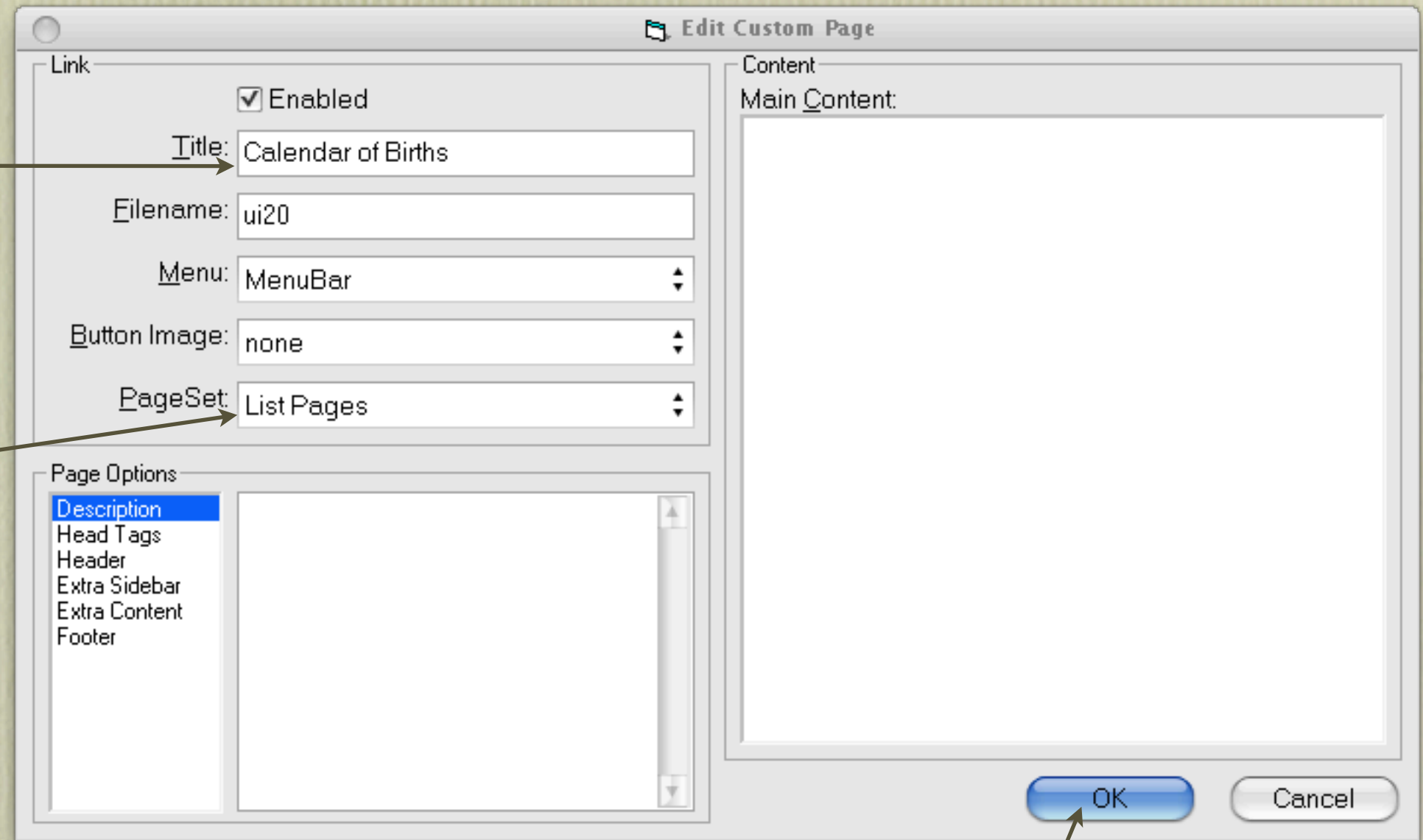
The screenshot displays a software interface with a tree view on the left and a list of items on the right. The tree view includes categories such as Places, Memo, Sources, Exhibits, Language, Flags, Icons, Relationships, Virtual Witnesses, Pages, Site, Compiler, Format, Tag Groups, User Items, Page Sizes, Build, Media, Publish, Layouts, Stylesheets, and Strings. The list on the right contains items like Descendant Chart (Box), Pedigree Chart (Box), Notable People, Images, Person Search, B-M-D Maps, Births, Marriages, Deaths, and Calendars of Events. The 'Calendars of Events' item is highlighted in blue. An arrow points from the text '9. Highlight Calendars of Events' to this item. At the bottom, another arrow points from the text '10. Select "Add Item"' to a green plus icon in a toolbar.

10. Select "Add Item"

11. Select "Other - Custom Page"



12. Select "OK"



13. Type a title

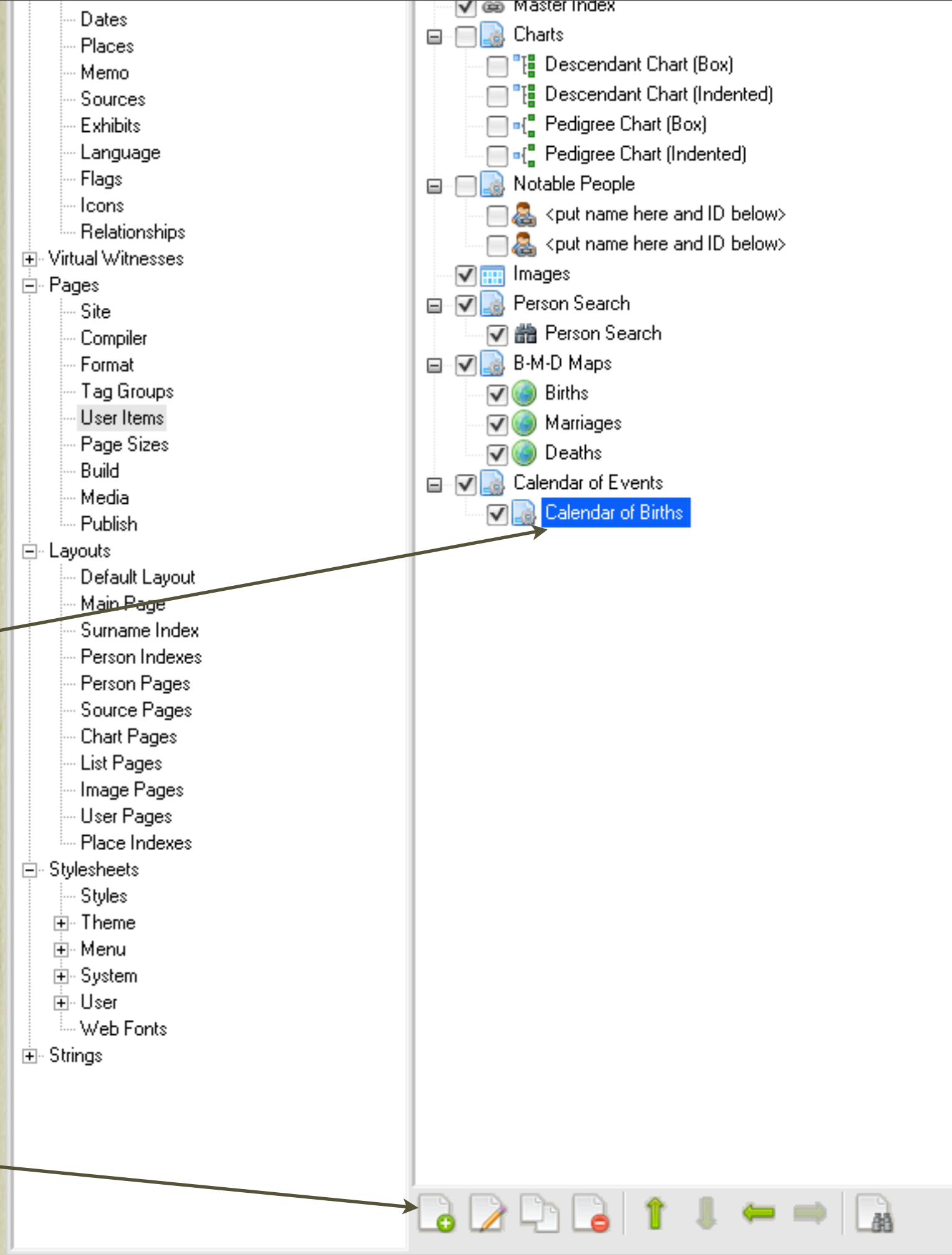


14. Select "List Pages"



15. Select "OK"

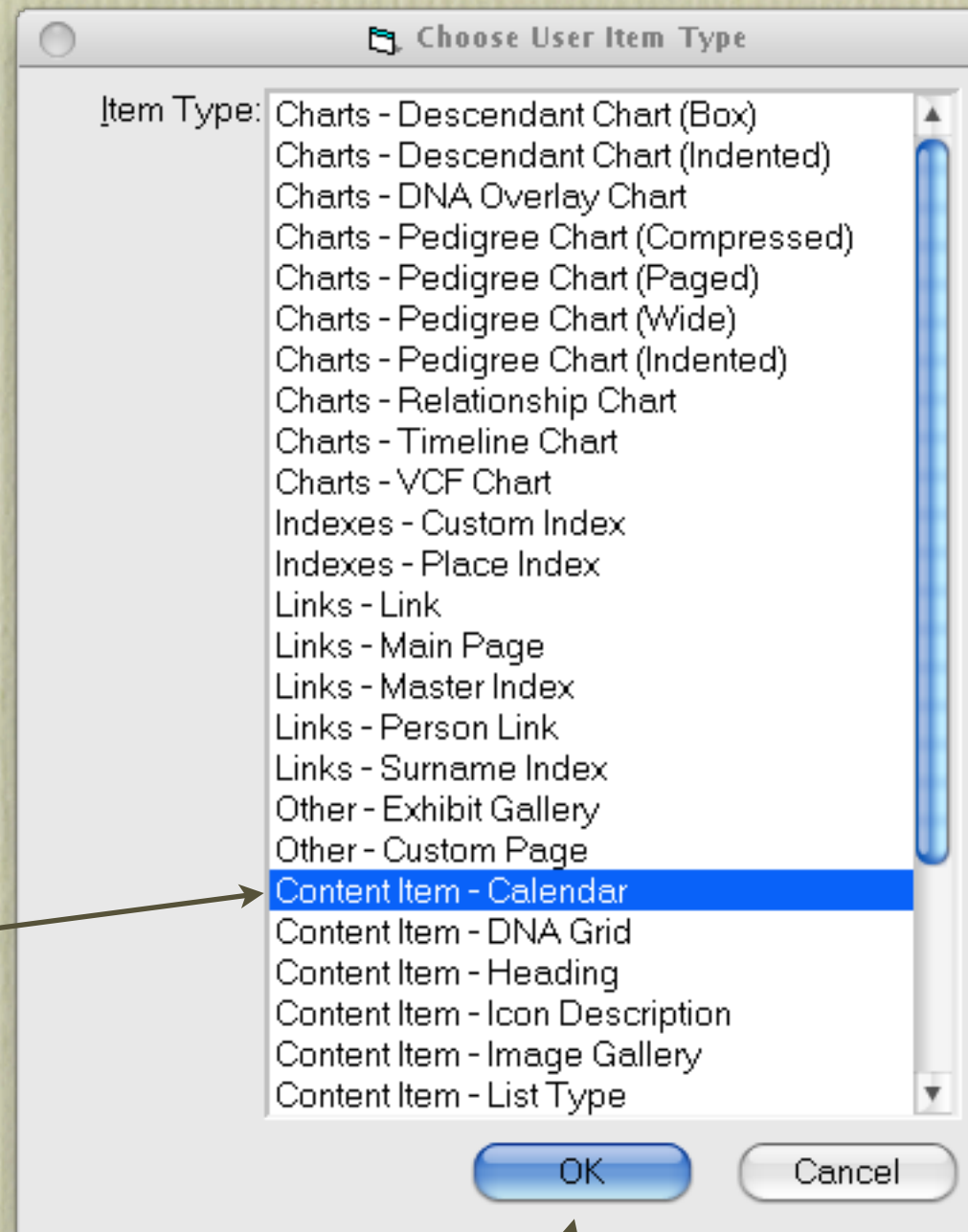




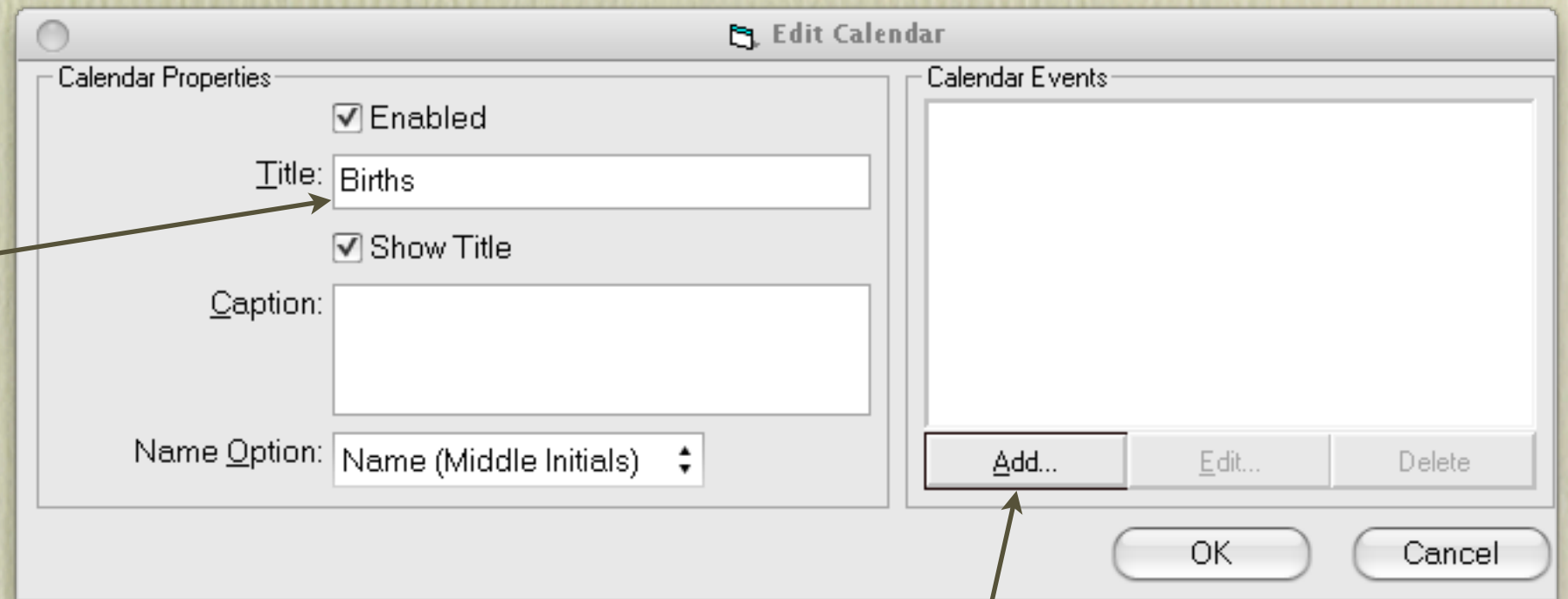
16. Highlight
Calendar of Births

17. Select "Add Item"

18. Select "Content Item - Calendar"



19. Click "OK"



20. Type text for title

21. Click "Add"

22. Type text for title

23. Select Event Filter -
Selected

24. Check "Birth"

Edit Calendar Events

Title: Births

Event Filter: Selected

Event Types:

- Baptism
- BaptismLDS
- BarMitzvah
- BatMitzvah
- Birth
- Birth-Covenant
- Birth-Illegitimate
- Birth-Stillborn

Primary Only Show Label

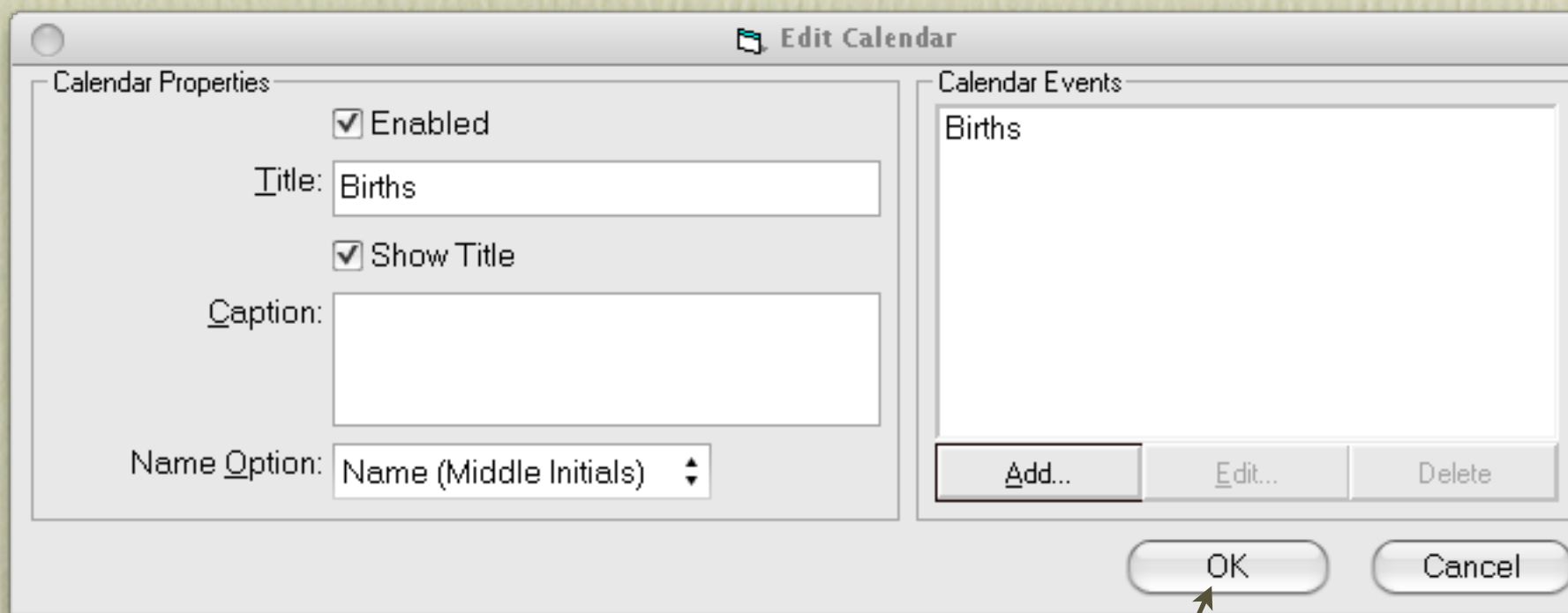
Person Filter

Flag: <No Flag Filter>

Include

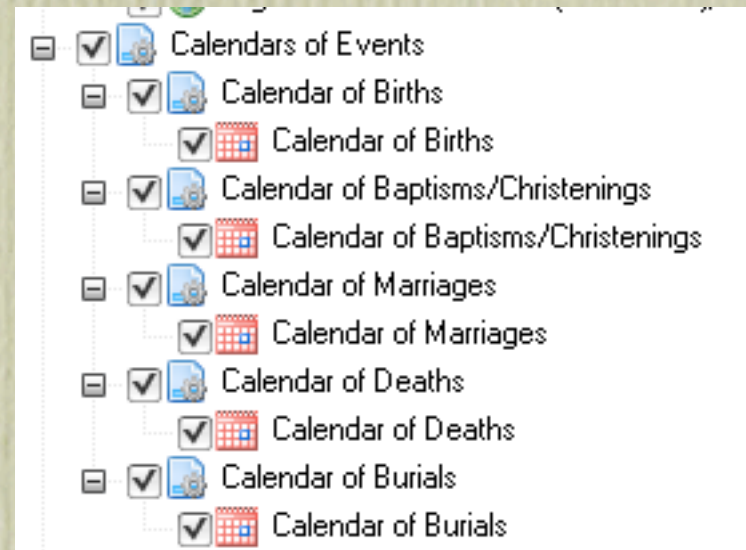
Values:

25. Click "OK"



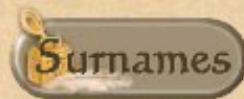
26. Click "OK"

Repeat instructions for baptism, marriages, deaths, burials, or whatever events you wish to include (i.e. Highlight “Calendars of Events > Add Item > Custom Page > Calendar of Baptisms > Highlight Calendar of Baptisms > Add Item > Content Item-Calendar.....”).



This is my list of Calendars of Events. The procedure for creating all calendars was the same as described above.

Calendar of Events



Recent Changes

Person Search

Notable People

B-M-D Maps

Burial & Repository Maps

Homesteads

Ancestral Loyalist Migrations

Other Ancestral Migrations

Calendar of Events

- [Calendar of Births](#)
- [Calendar of Baptisms/Christenings](#)
- [Calendar of Marriages](#)
- [Calendar of Deaths](#)
- [Calendar of Burials](#)

1. Having clicked on the “Calendar of Events” icon.....

2. A list of event calendars is displayed. Clicking on any link will display a particular calendar on its own page.

Calendar of Burials



Recent Changes | Person Search | Notable People | B-M-D Maps | Burial & Repository Maps | Homesteads | Ancestral Loyalist Migrations | Other Ancestral Migrations | Calendar of Events | Repositories | Icon Description

Calendar of Burials

January 2013

Sunday	Monday	Tuesday	Wednesday	Thursday	Friday	Saturday
		1 <u>Michael Heneage</u> (buried 1801) <u>Claremount Budd Dykeman</u> (buried 1869)	2 <u>Silliker Daniel Trenholm</u> (buried 1935) <u>Angela Davies Pardington</u> (buried 1988)	3 <u>Gordon Amber Morrison</u> (buried 1983)	4 <u>Thomas Bellamy</u> (buried 1731) <u>Ida M. Seaman</u> (buried 1896) <u>Ernest L. Seaman</u> (buried 1902)	5 <u>Edward Trenholme</u> (buried 1739) <u>John Henry Phair</u> (buried 1896) <u>Rauh Lebolt 'Pop' Lebensburger-Monico</u> (buried 1980) <u>Janet Mildred MacMurdo</u> (buried 2003)
6 <u>Anna Otto</u> (buried 1929) <u>Kenneth Johnston Scrimgeour</u> (buried 1965)	7 <u>William George Wiggins</u> (buried 1842) <u>Andrew Jackson Marchbanks</u> (buried 1867) <u>Ella May Townshend</u> (buried 1987)	8 <u>Robert Ernest Meade</u> (buried 1941) <u>Cecil George Ferguson</u> (buried 1953) <u>Stelle Maud Colwell</u> (buried 1961)	9 <u>Rupert Hilton MacLeod</u> (buried 1991)	10 <u>William H. Seaman</u> (buried 1958)	11	12 <u>Elsie Augusta Nilson</u> (buried 1994)
13 <u>Harvey J. Borthwick</u> (buried 1919) <u>Angele Marie Desiree Andre</u> (buried 1965)	14 <u>William Robert Crawford</u> (buried 1964) <u>George Thomas Cochran</u> (buried 1965) <u>Capt. Robert Scott Campbell</u> (buried 2004)	15	16 <u>Harriett Elizabeth Seaman</u> (buried 1976)	17 <u>Harold Harry Norton</u> (buried 1915) <u>Joseph Charles Pehoushek</u> (buried 1992)	18 <u>Frank Marion Goodwin</u> (buried 1936) <u>James Edward Robinson</u> (buried 1941) <u>Frederick Dobson</u> (buried 1951) <u>Laura Muriel 'Muriel' Rogers</u> (buried 1992) <u>Constance J. Enman</u> (buried 2003)	19 <u>Harry Fitch Brooks</u> (buried a 19 Jan 1941) <u>Amy Louise Woodside</u> (buried 2003)
20 <u>Wilson Wiggins Walker</u> (buried 1995)	21 <u>Mary Ethel McArthur</u> (buried 1944) <u>Mary A. Rae</u> (buried 1971) <u>Jon Brian MacNeil</u> (buried 1980)	22	23 <u>Elisha Mahoney Sr.</u> (buried 1919) <u>George Hedley Seaman</u> (buried 1957)	24 <u>Thomas Andrew Blacklock</u> (buried 1941)	25	26 <u>Amanda Jane Davis</u> (buried 1927) <u>Helen Louise Coy</u> (buried 1987)
27	28 <u>Elizabeth A. Wood</u> (buried 1922) <u>John Leslie Morris Goodwin</u> (buried 1987)	29 <u>George V Windsor</u> (buried 1936)	30	31 <u>Garth Irving Haslam</u> (buried 2008)		
<p><u>Amy Coy</u> (buried Jan 1936) <u>Neil S. Atkins</u> (buried Jan 1967) <u>Charles Grattan</u> (buried Jan 1969) <u>Frank Pearson</u> (buried Jan 1986)</p>						

This is a large file ~ please be patient.

This last exercise results in each event calendar being displayed on its own page.

Second Site - Embellished

User Items - Repositories

Creating a photo album of repositories is an interesting feature. When visiting libraries, archives, churches, cemeteries etc. take photos of these places. Include GPS coordinates if possible. If you are not able to acquire coordinates yourself, they are available from Google Maps or Google Earth.

User Items - Repositories

1. In TMG create a new unrelated person, called Repositories, or whatever name you wish
2. Create a new tag called Repository.

1. Enter the usual place name information, including LatLong.

Principal	96500	REPOSITORIES	Primary name		
Principal	0		Primary name		
Date:		Place style	U.S. StandardPlace		
Sort date:	01 Jan 1001	Addressee		Country	France
		Detail	Abbaye aux Dames	Postal	
		City	Caen	Phone	
		County	Normandy	LatLong	49.186730,-0.352483
		State		Temple	

+ - No more witnesses	
+ 1 citation 1 2 D P M	
3388	GPS Database 3

2. Create a scheme of dates in the Sort Date field to force an alphabetical listing of all repositories.

3. Make a note of the TMG ID number. You will need that for Second Site

4. Create a source to be used for all of your repositories.

Source Definition

General Supplemental Attachments Output form

Source #: 3388

Default surety (0-3): 3

Abbreviation: GPS Database

Active?: Yes No

Category : Custom

Source type GPS Database

title GPS Database

Compiler David A. Walker

OK Cancel Help

Your source might look something like the one shown above.

Person	Family	Tree
Type	Name	Type
Name	REPOSITORIES (96500)	Reference
Father		Soundex R123
Mother		Tag count 149

Type	Date	Name/Place	Age	M	S	W	E
Relation >		no relationship with David Arthur WALKER (1) b. 21 Jun 1944					
Repository	__ __ __	Abbaye aux Dames, Caen, Normandy, France, 49.18673,-0.352483			✓		✓
Repository	__ __ __	Abbaye aux Hommes, Caen, Normandy, France, 49.181667,-0.372778			✓		✓
Repository	__ __ __	Abbaye de Saint-Benoît-sur-Loire, France, 47.810471,2.306171			✓		✓
Repository	__ __ __	Abbey of Santa Maria la Real de las Huelgas, Burgos, Spain, 42.3361,-3.7202			✓		✓
Repository	__ __ __	Adegem Canadian War Cemetery, between Brugge and Ghent, Belgium, 51.202553~3.505457			✓		✓
Repository	__ __ __	Alberton Museum, Alberton, Prince County, Prince Edward Island, Canada, 46.81237,-64.06868			✓		✓
Repository	__ __ __	Alnwick Castle, Alnwick, Northumberland, England, 55.415867,-1.70608			✓		✓
Repository	__ __ __	Althorp, Northamptonshire, England, 52.28112,-1.001653			✓		✓
Repository	__ __ __	Amherst Cemetery, Amherst, Cumberland County, Nova Scotia, Canada, 45.82631,-64.19702			✓		✓
Repository	__ __ __	Arundel Castle, Arundel, West Sussex, England, 50.854649,-0.55393			✓		✓
Repository	__ __ __	Baptist Cemetery, Upper Gagetown, Queens County, New Brunswick, Canada, 45.8456,-66.23956			✓		✓
Repository	__ __ __	Bedeque Cemetery, Prince County, Prince Edward Island, Canada, 46.346733,-63.7337			✓		✓
Repository	__ __ __	Bedeque Baptist Church, Central Bedeque, Prince County, Prince Edward Island, Canada, 46.34229,-63.70324			✓		✓
Repository	__ __ __	Bedeque United Church, Bedeque, Prince County, Prince Edward Island, Canada, 46.33786,-63.72143			✓		✓
Repository	__ __ __	Beechwood Cemetery, Ottawa, Carleton County, Ontario, Canada, 45.44538,-75.66929			✓		✓
Repository	__ __ __	Buckingham Palace, London, England, 51.500969,-0.142651			✓		✓
Repository	__ __ __	Buckland Abbey, Yelverton, Devonshire, England, 50.481582,-4.131689			✓		✓
Repository	__ __ __	Burton Courthouse, Oromocto, Queens County, New Brunswick, Canada, 45.86244,-66.44725			✓		
Repository	__ __ __	Cambuskenneth Abbey, Stirlingshire, Scotland, 56.123216,-3.917747			✓		✓
Repository	__ __ __	Canterbury Cathedral, Canterbury, Kent, England, 51.279722,1.083056			✓		✓
Repository	__ __ __	Castle Raby, Raby-Keeverstone, Durham, England, 54.590833,-1.801944			✓		✓
Repository	__ __ __	Cathedral Basilica of St. Denis, St. Denis, France, 48.935515,2.359882			✓		✓
Repository	__ __ __	Cathedral Church of St. Peter, Exeter, Devonshire, England, 50.72244,-3.52991			✓		✓
Repository	__ __ __	Cavendish Cemetery, Cavendish, Queens County, Prince Edward Island, Canada, 46.49085,-63.378533			✓		✓
Repository	__ __ __	Central Hampstead Baptist Church Cemetery, Queens County, New Brunswick, Canada, 45.641592,-66.114041			✓		✓
Repository	__ __ __	Church of Christ Cemetery, Greenmount, Prince County, Prince Edward Island, Canada, 46.90664,-64.0351			✓		✓
Repository	__ __ __	Church of Scotland, Coleman, Prince County, Prince Edward Island, Canada, 46.68319,-64.17488			✓		✓
Repository	__ __ __	Church of the Nazarene, Elmsdale, Prince County, Prince Edward Island, Canada, 46.82079,-64.13735			✓		✓
Repository	__ __ __	Church of the Nazarene Cemetery, Elmsdale, Prince County, Prince Edward Island, Canada,			✓		✓
Repository	__ __ __	Collegiate Church of Saint Gertrude, Nivelles, Wallonia, Belgium, 50.5975,4.3235			✓		✓
Repository	__ __ __	Cumberland County Museum & Archives, Amherst, Cumberland County, Nova Scotia, Canada,			✓		

This is a partial listing of my repositories. The Exhibits column identifies those places for which I need images. Wikipedia is an excellent web site for images of locations that are out of reach for many of us. The following procedure uses Second Site.

1. Select "Pages"

2. Select "User Items"

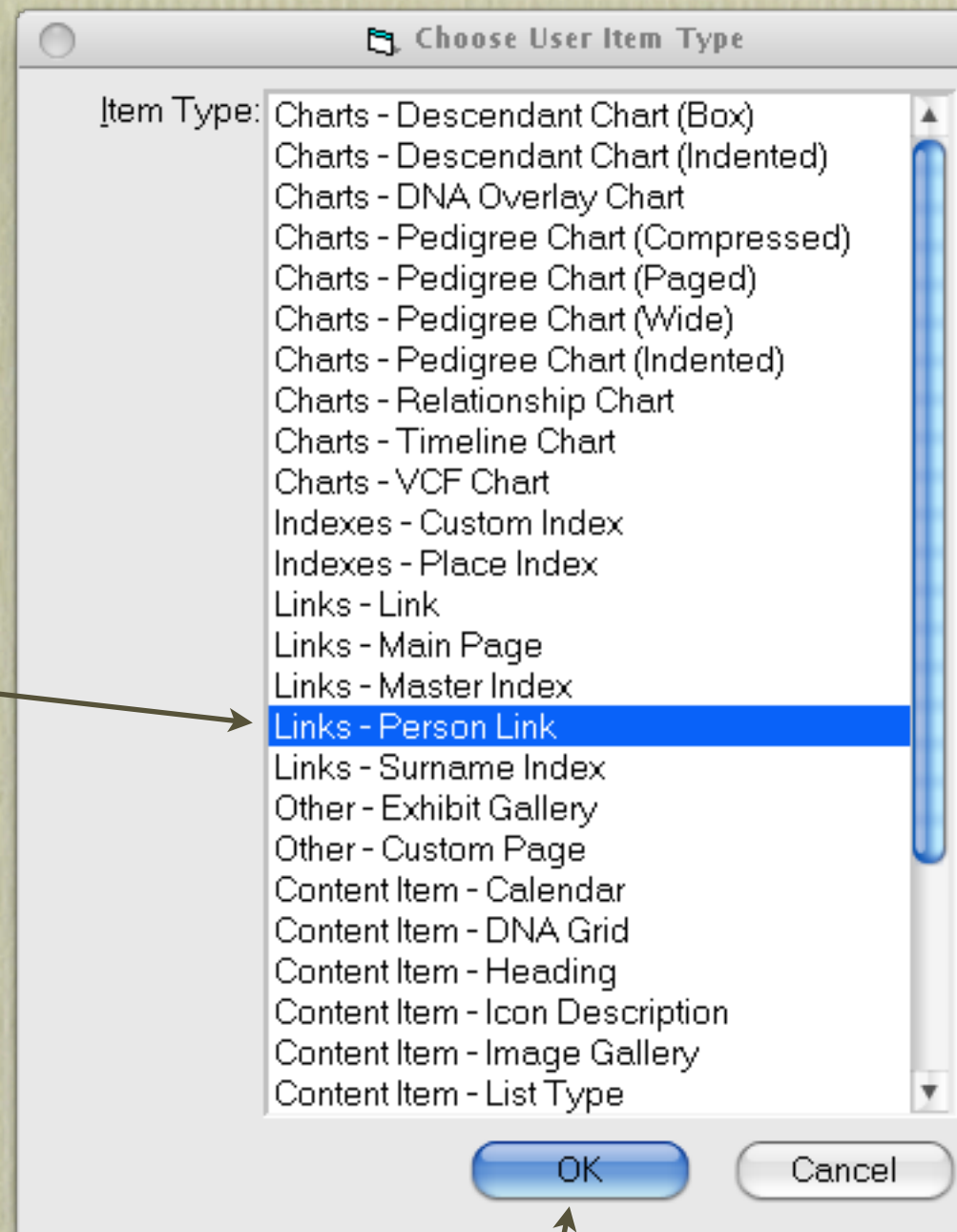
3. Select "Add Item"

- Names
- Dates
- Places
- Memo
- Sources
- Exhibits
- Language
- Flags
- Icons
- Relationships
- + Virtual Witnesses
- Pages
 - Site
 - Compiler
 - Format
 - Tag Groups
 - User Items
 - Page Sizes
 - Build
 - Media
 - Publish
- Layouts
 - Default Layout
 - Main Page
 - Surname Index
 - Person Indexes
 - Person Pages
 - Source Pages
 - Chart Pages
 - List Pages
 - Image Pages
 - User Pages
 - Place Indexes
- Stylesheets
 - Styles
 - + Theme
 - + Menu
 - + System
 - + User
 - Web Fonts
- + Strings

- Surname Index
- Master Index
- Charts
 - Descendant Chart (Box)
 - Descendant Chart (Indented)
 - Pedigree Chart (Box)
 - Pedigree Chart (Indented)
- Notable People
 - General George Townshend
 - <put name here and ID below>
- Images



4. Select "Links - Person Link"



5. Click "OK"


6. Enter the 'person' name

7. Enter the TMG ID

Link

Enabled

Name: Repositories

TMG ID: 96500 

Menu: MenuBar

Button Image: none

Description:

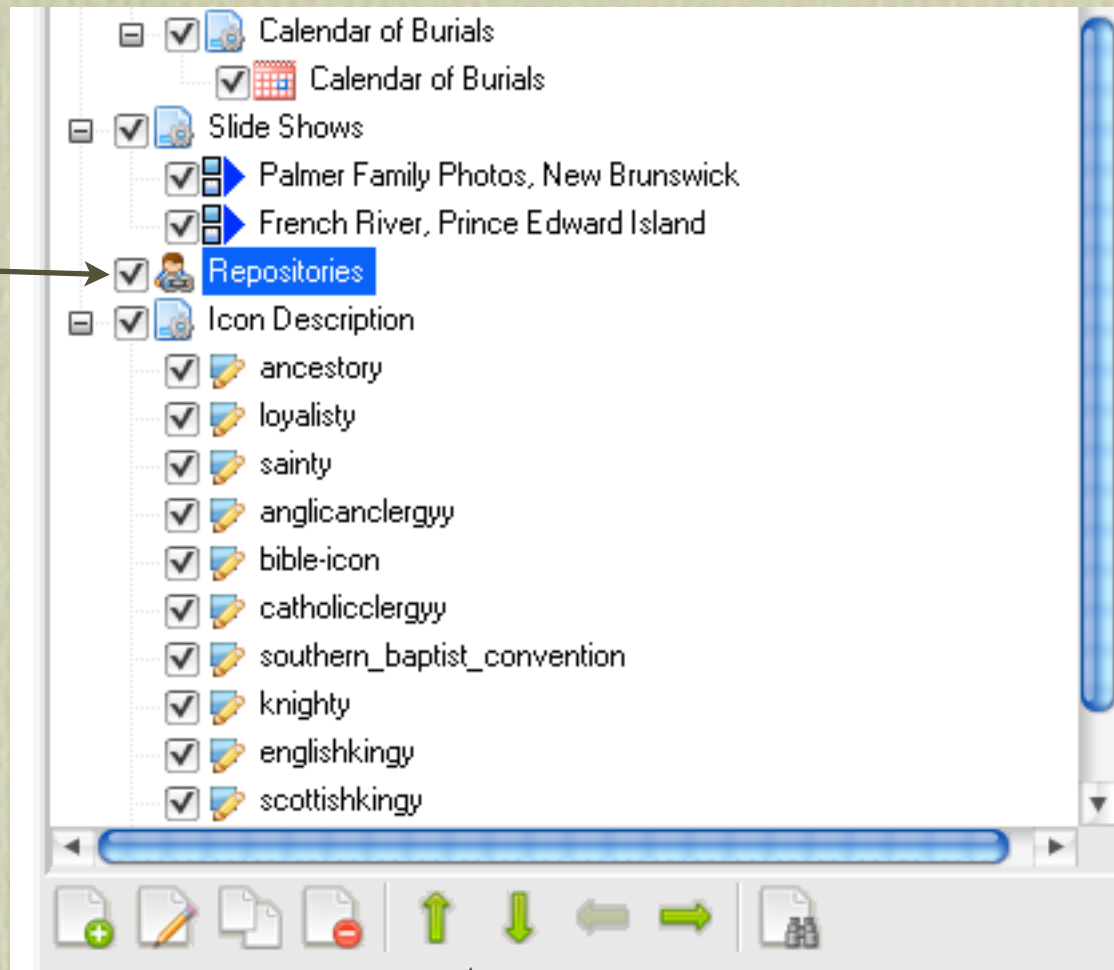
This links to illustrated repositories for births, baptisms, marriages, deaths and burials.

OK Cancel

8. Enter descriptive text (optional)

9. Click "OK"

10. "Repositories" now appears as a User Item



11. Use the Up/Down arrows to reposition the new User Item


Repositories

M

Last Edited 2 Dec 2012

Repository [Abbaye aux Dames, Caen, Normandy, France, 49.186730,-0.352483](#).¹

12. Once you have built the updated site, click the Browse option to view.



Abbaye aux Dames, Caen, Normandy, France.

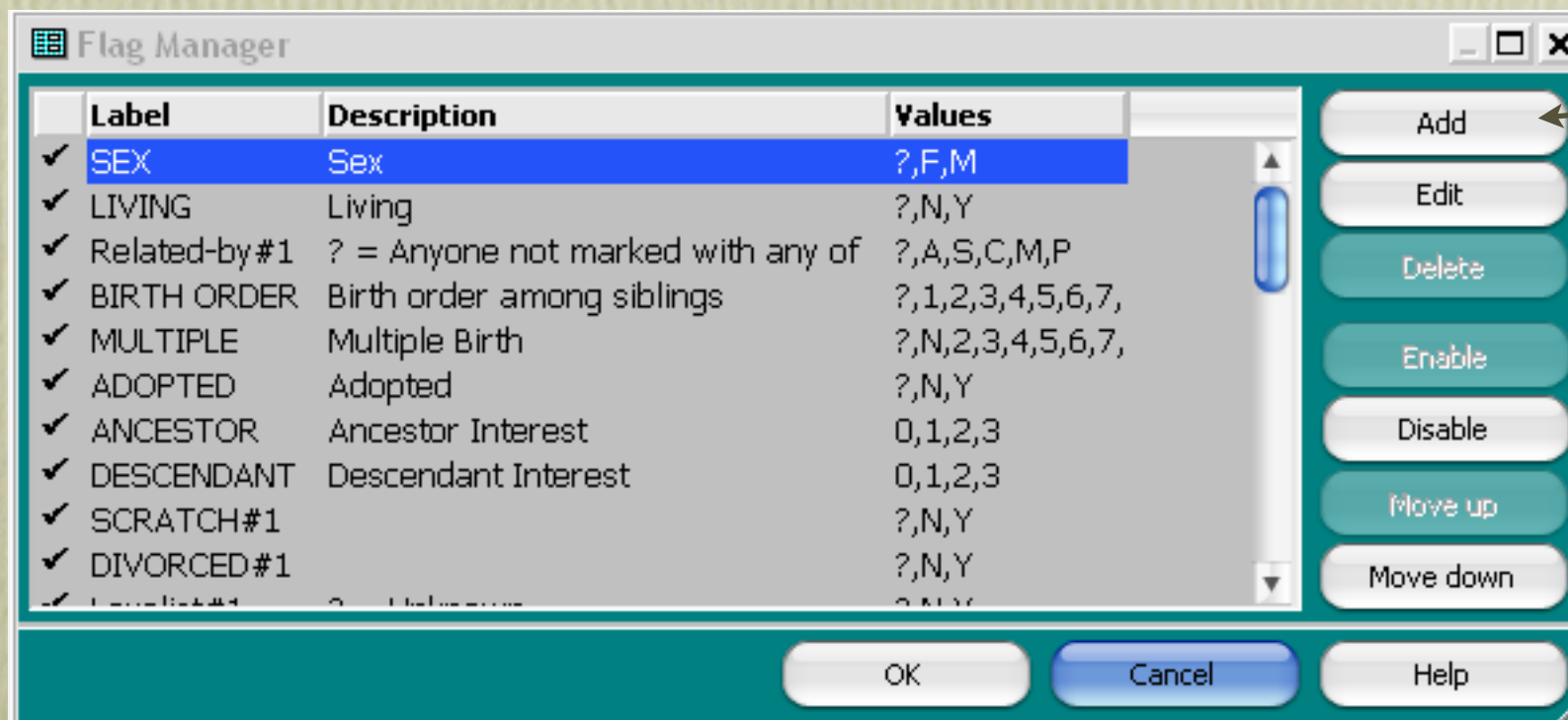
Second Site - Embellished

User Items - Icon Description

Creating a Second Site User Item for icons that link to TMG flags is a 2 step process. Second Site creates a two column table with the icons appearing in column 1 and their descriptions in column 2. Once the site is built, one or more icons will be displayed next to the person's name who meets criteria set in one or more TMG flags.

User Items - Icon Description

1. In TMG select File > Flag Manager



2. Click "Add"

3. Type the label of the flag.
Values & Description are defaults.

The screenshot shows a dialog box titled "Add New Flag" with a teal background. It contains the following fields and controls:

- Label:** A text input field containing "Loyalist".
- Values:** A text input field containing "?,N,Y".
- Data set:** A dropdown menu showing "1 Walker imported on 02 Oct 2003 12:16:05".
- Description:** A text area containing the text: "? = Unknown", "N = No", and "Y = Yes".
- Buttons:** Three buttons at the bottom: "OK" (highlighted with a blue glow), "Cancel", and "Help".

4. Click "OK".

Flag Manager

Label	Description	Values
✓ SEX	Sex	?,F,M
✓ LIVING	Living	?,N,Y
✓ Related-by#1	? = Anyone not marked with any of	?,A,S,C,M,P
✓ BIRTH ORDER	Birth order among siblings	?,1,2,3,4,5,6,7,
✓ MULTIPLE	Multiple Birth	?,N,2,3,4,5,6,7,
✓ ADOPTED	Adopted	?,N,Y
✓ ANCESTOR	Ancestor Interest	0,1,2,3
✓ DESCENDANT	Descendant Interest	0,1,2,3
✓ SCRATCH#1		?,N,Y
✓ DIVORCED#1		?,N,Y
✓ Loyalist#1	? = Unknown	?,N,Y
✓ Ancestor #1	? = Unknown	?,N,Y
✓ Personal	N = No Map	N,A,B,C,D,E
✓ Puritan#1	? = Unknown	?,N,Y
✓ Pilgrim#1	? = Unknown	?,N,Y
✓ Quaker#1	? = Unknown	?,N,Y
✓ Saint#1	? = Unknown	N,Y
✓ Knight#1	? = Unknown	?,N,Y
✓ English King#1	? = Unknown	?,N,Y
✓ Scottish	? = Unknown	?,N,Y
✓ Irish King#1	? = Unknown	?,N,Y
✓ French King#1	? = Unknown	?,N,Y
✓ Spanish	? = Unknown	?,N,Y
✓ Frankish	? = Unknown	?,N,Y
✓ Portuguese	? = Unknown	?,N,Y
✓ English	? = Unknown	?,N,Y
✓ Scottish	? = Unknown	?,N,Y
✓ Irish Queen#1	? = Unknown	?,N,Y
✓ French	? = Unknown	?,N,Y
✓ Spanish	? = Unknown	?,N,Y
✓ Anglican	? = Unknown	?,N,Y
✓ Catholic	? = Unknown	?,N,Y
✓ Baptist	? = Unknown	?,N,Y
✓ United Church	? = Unknown	?,N,Y

Buttons: Add, Edit, Delete, Enable, Disable, Move up, Move down, OK, Cancel, Help

5. Continue creating as many flags as you wish.

6. Select 'Move up' or Move down' to change the order of the flags.

7. Click "OK".

Details

Person | Family | Tree

Type	Name	Type
Name	Capt. Ebenezer SLOCUM (234) (1750-1827)	Reference
Father	Charles SLOCUM (235) (1729-1777)	Soundex
Mother	Sarah ALLEN (1280) (c1715-)	Tag count

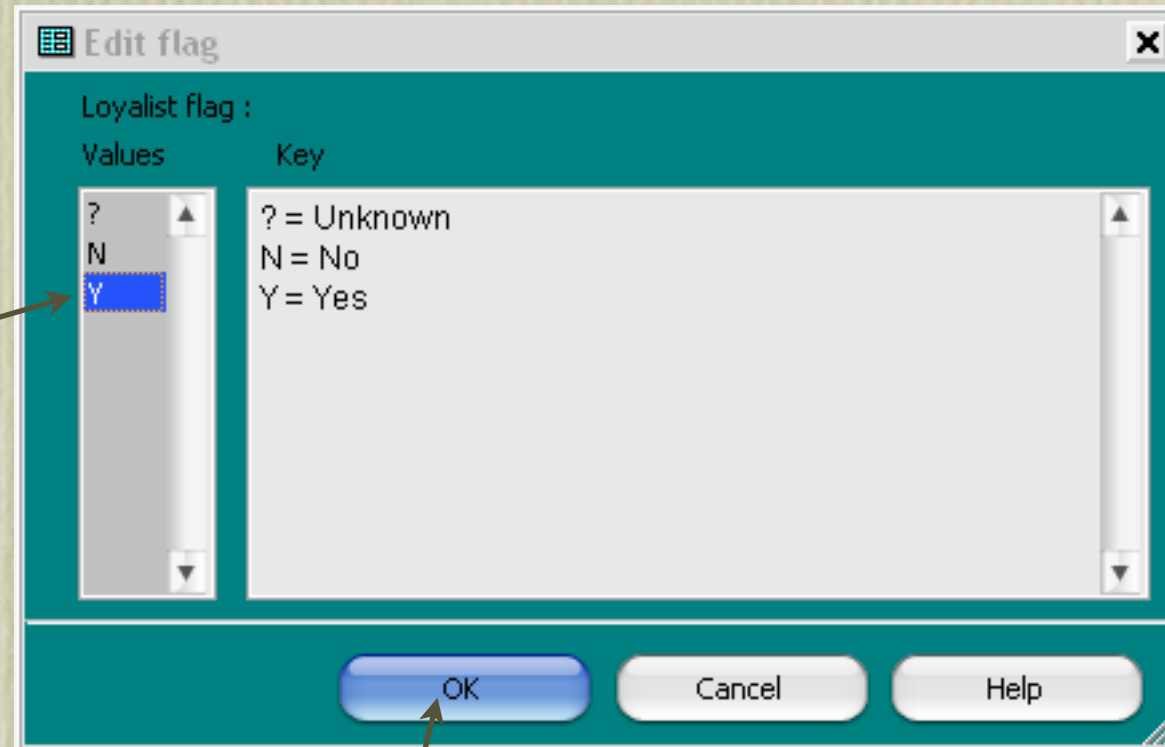
Type	Date	Name/Place
Relation >		4th great-grandfather of David Arthur WALKER (1) b. 21 Jun 1944
* Biographical Note		He was a native of Rhode Island, Slocum owned a farm at North Kingstown in partnership with his father.
* Birth	18 May 1750	North Kingstown, Kings County, Rhode Island, Kings County was changed to Washington County in 1781.
* Marriage	1767	Esther COREY (1151); North Kingstown, Washington County, Rhode Island, other sources (New Brunswick
* Dau-Bio	c 1767	Rosanna SLOCUM (1355); Rhode Island
* Dau-Bio	05 Nov 1769	Elizabeth Ruth SLOCUM (1358); Providence, Providence County, Rhode Island
* Dau-Bio	25 Jan 1771	Nancy Ann SLOCUM (181); North Kingstown, Washington County, Rhode Island; an alternate birth place is
* Son-Bio	08 Feb 1771	Captain Eleazer SLOCUM (1356); Portsmouth, Rhode Island
* Son-Bio	c 1773	Ebenezer SLOCUM (1359); Rhode Island
* Son-Bio	a 1773	Charles SLOCUM (1357); Rhode Island
* Occupation	c 1775	Farmer, Tiverton, Rhode Island, Under article re: Oliver, Peter Jr. of Salem. "Quanent Farm in Tiverton, RI,
* Son-Bio	c 1775	Daniel SLOCUM (1360); Rhode Island
* Dau-Bio	c 1776	Ruth SLOCUM (1354); Portsmouth Township, Bristol County, Rhode Island
* Emigration	May 1783	North Kingstown, Washington County, Rhode Island, Ebenezer was a farmer in North Kingstown, RI in 1777/78
* Death	09 Apr 1827	Waterborough, Queens County, New Brunswick, Canada
* Burial		Wiggins Loyalist Cemetery, Fanjoy's Point, Waterborough, Queens County, New Brunswick, Marker Inscription:

Flags

Flags	Value
SEX	M
LIVING	N
Related-by	A
BIRTH ORDER	?
MULTIPLE BIRTH	?
ADOPTED	?
ANCESTOR INTEREST	3
DESCENDANT INTEREST	?
SCRATCH	N
DIVORCED	?
Loyalist	?
Ancestor	Y
Personal Map	A
Puritan	?
Pilgrim	?
Quaker	?
Saint	N
Knight	?
English King	?
Scottish King	?
Irish King	?
French King	?
Spanish King	?
Frankish King	?
Portuguese King	?
English Queen	?
Scottish Queen	?
Irish Queen	?
French Queen	?
Spanish Queen	?
Anglican Clergy	?
Catholic Clergy	?
Baptist clergy	?
United Church clergyman	?

8. Highlight a flag that needs its value changed, press Enter or double-click

9. Use the mouse cursor to highlight the desired value, or press the keyboard key for the desired value.



10. Click "OK".

11. Continue to change flag values as needed.

The next phase involves creating User Items in Second Site. Before starting this procedure you ought to acquire the icons that will represent the various TMG flags you have created. These are freely available on the Internet; try using the search phrase “free clip art”. You ought to resize these clip art images so they all appear close in size. I recommend maximum 32x32. Place these images in the Second Site Input (-i) folder.

1. Select "Pages"

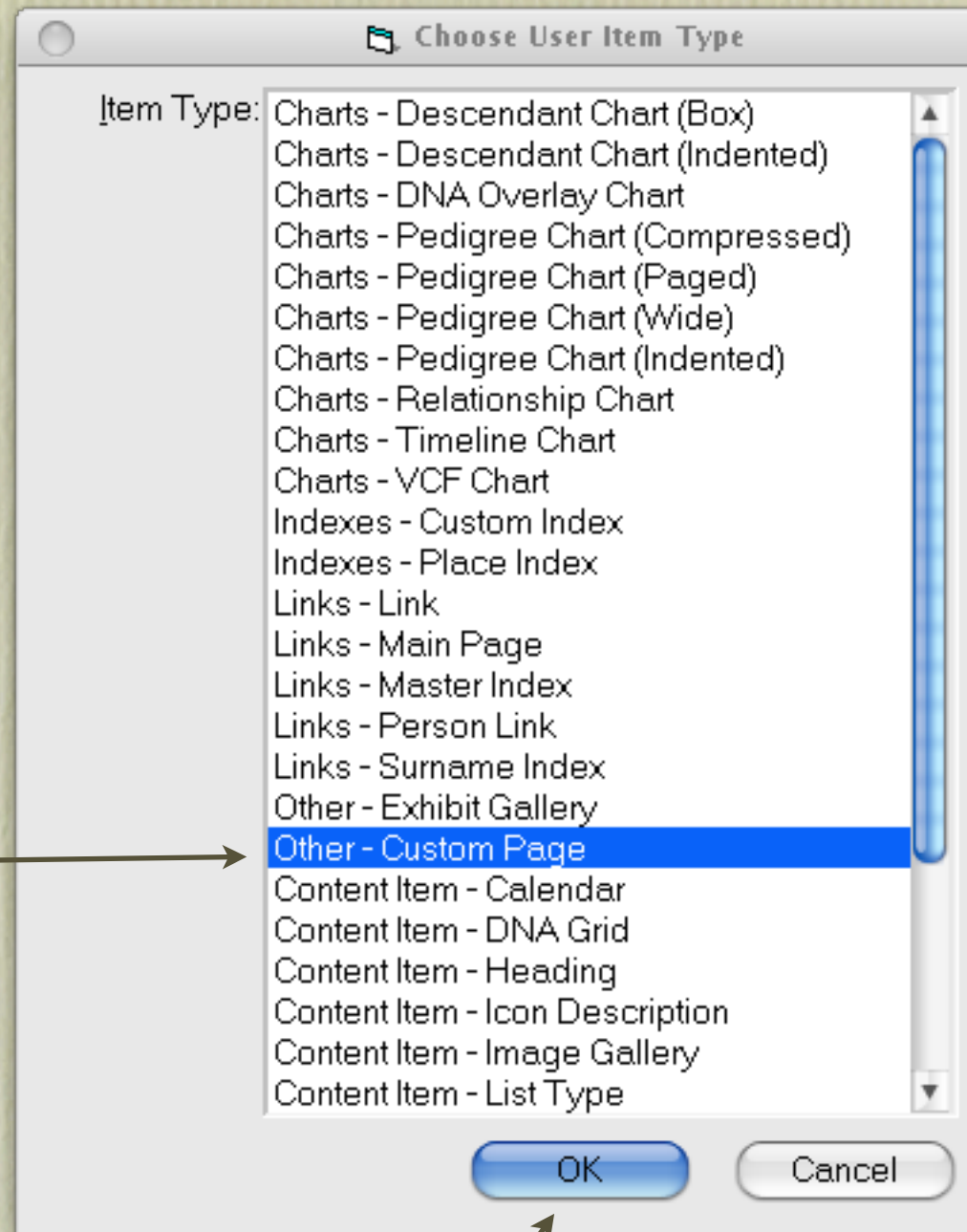
2. Select "User Items"

3. Select "Add Item"

- Names
- Dates
- Places
- Memo
- Sources
- Exhibits
- Language
- Flags
- Icons
- Relationships
- + Virtual Witnesses
- Pages
 - Site
 - Compiler
 - Format
 - Tag Groups
 - User Items
 - Page Sizes
 - Build
 - Media
 - Publish
- Layouts
 - Default Layout
 - Main Page
 - Surname Index
 - Person Indexes
 - Person Pages
 - Source Pages
 - Chart Pages
 - List Pages
 - Image Pages
 - User Pages
 - Place Indexes
- Stylesheets
 - Styles
 - + Theme
 - + Menu
 - + System
 - + User
 - Web Fonts
- + Strings

- Surname Index
- Master Index
- Charts
 - Descendant Chart (Box)
 - Descendant Chart (Indented)
 - Pedigree Chart (Box)
 - Pedigree Chart (Indented)
- Notable People
 - General George Townshend
 - <put name here and ID below>
- Images

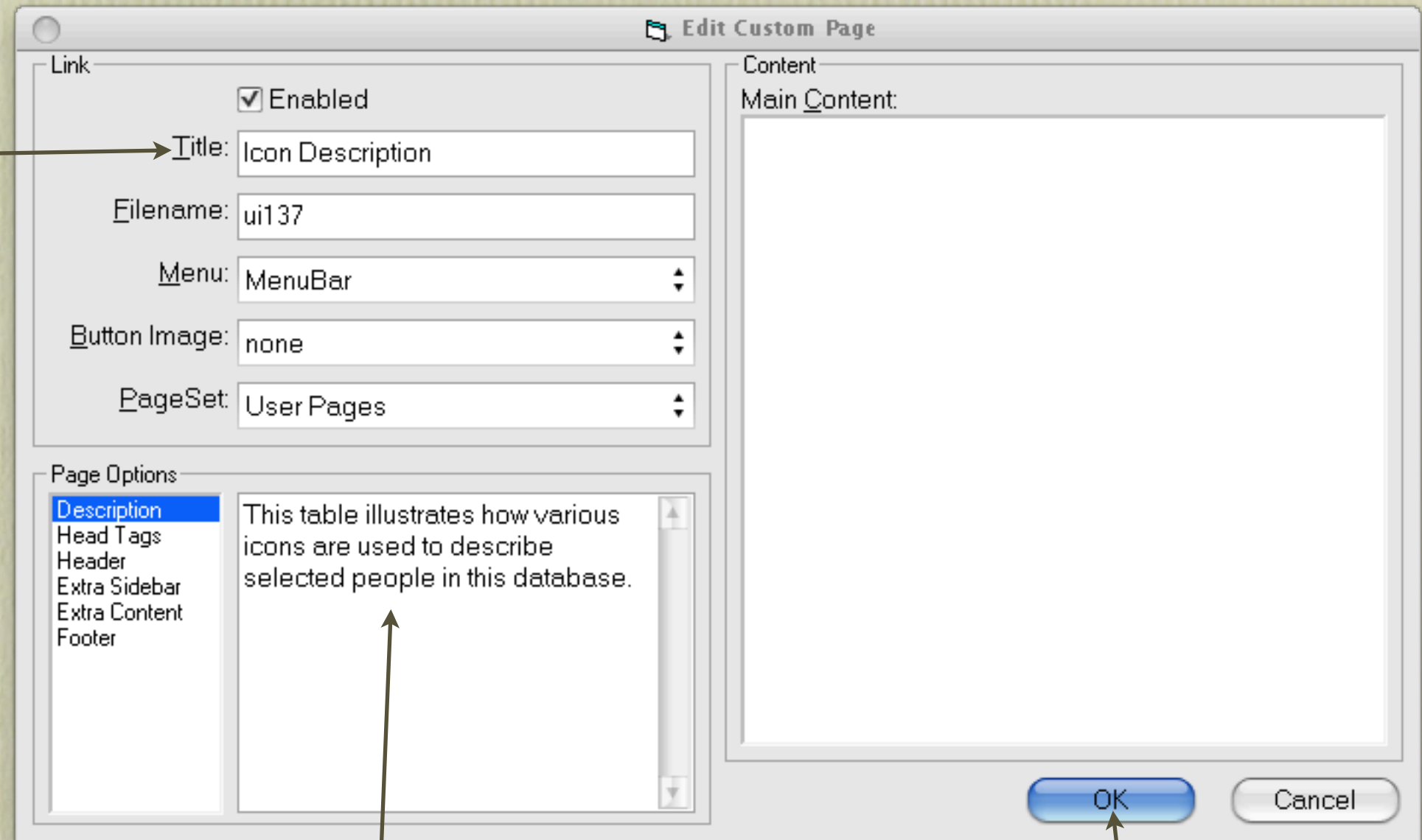




4. Select "Other - Custom Page"

5. Click "OK"

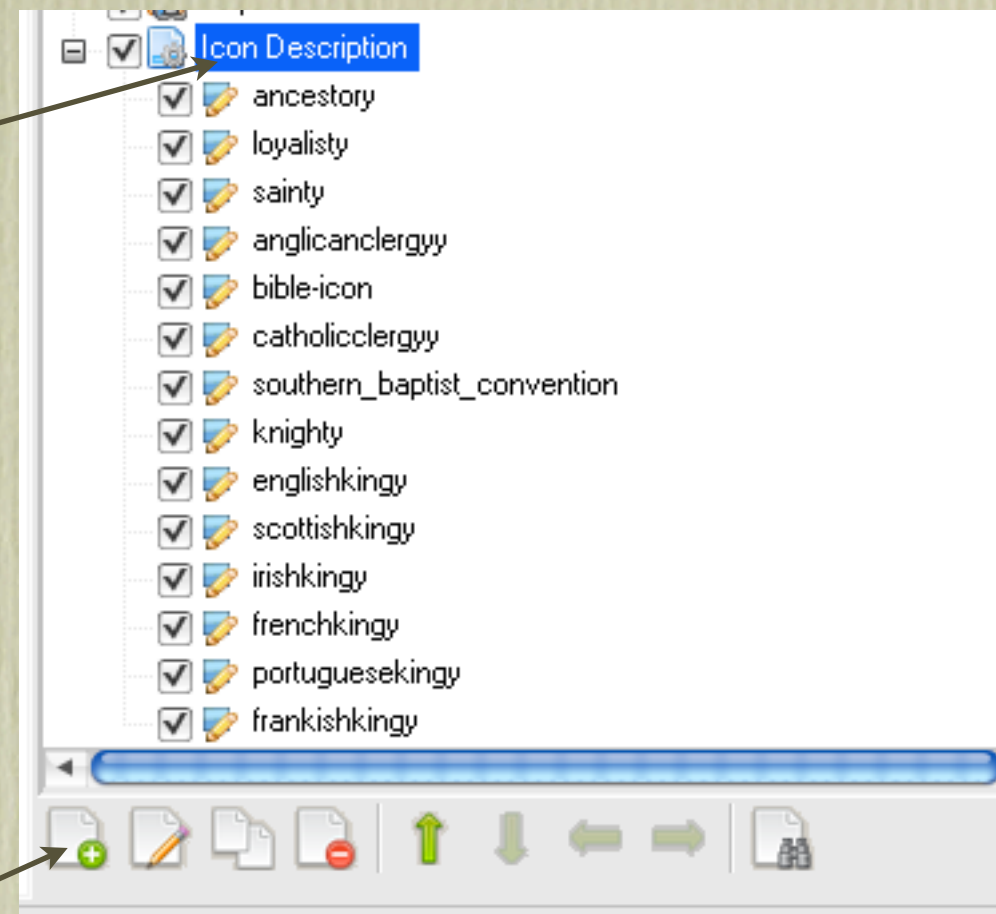
6. Type the Title



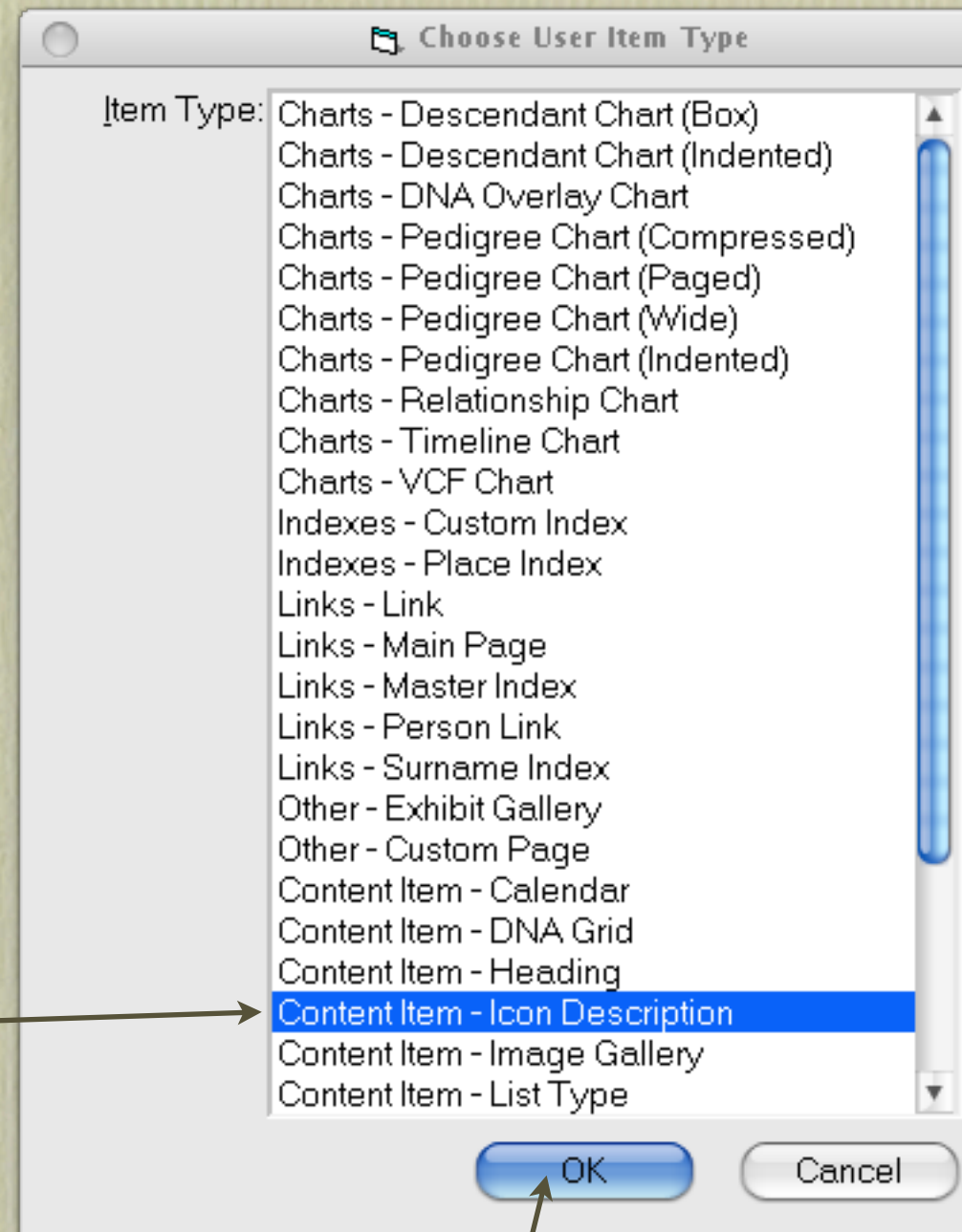
7. Type a description (optional)

8. Click "OK"

9. Highlight "Icon description"



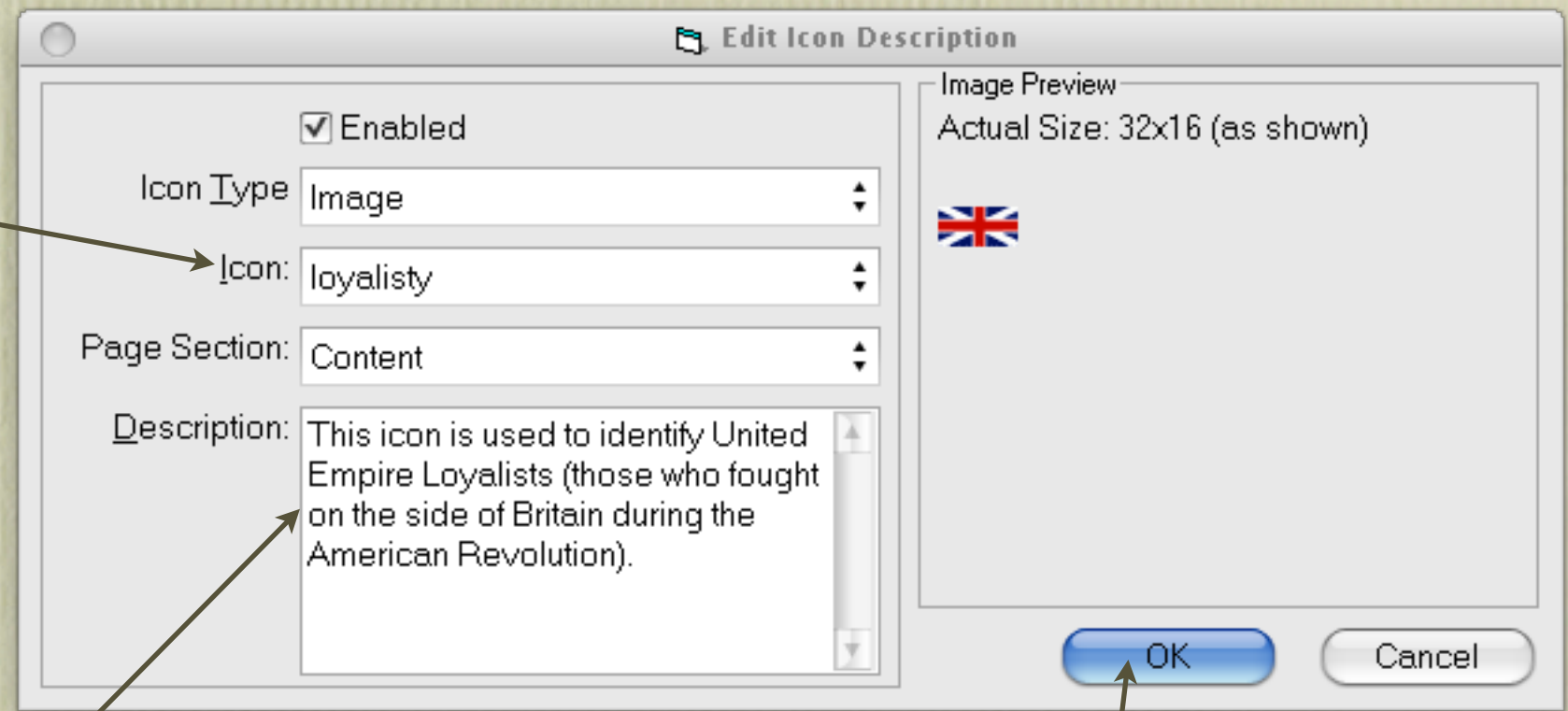
10. Click "Add Item"



11. Highlight "Content Item
- Icon Description"

12. Click "OK"

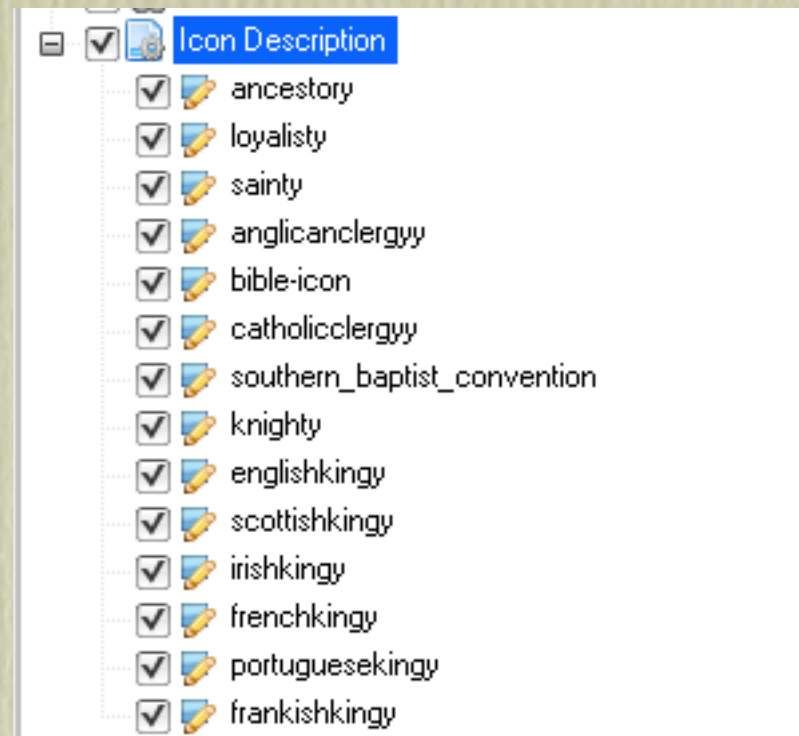
13. Select the icon by scrolling down the list available in your -i folder. The icon will appear in the Preview window. This will appear in column 1 of the table.



14. Type a descriptive text for the icon. This will appear in column 2 of the table.















15. Click "OK"

16. Repeat the above procedure until you have completed your icon descriptions.



Your list may look something like this.

This table illustrates how various icons are used to describe selected people in this database.



-  The icon of a green tree represents an ancestor of David Arthur Walker
-  This icon is used to identify United Empire Loyalists (those who fought on the side of Britain during the American Revolution).
-  This icon is used to identify known saints.
-  This icon represents a person who was an Anglican clergyman.
-  This icon represents a person who was a clergyman with the United Church of Canada.
-  This icon represents a person who was a Roman Catholic clergyman.
-  This icon represents a person who was a Baptist clergyman.
-  This icon identifies those who were knighted.
-  This icon represents a King or Queen of England, or part thereof.
-  This icon represents a King or Queen of Scotland, or part thereof.
-  This icon represents a King or Queen of Ireland, or part thereof.
-  This icon represents a King or Queen of France, or part thereof.
-  This icon represents a King or Queen of Portugal, or part thereof.
-  This icon represents a King or Queen of Germany, or part thereof (such as a Frankish king).

Once you build your site, click on “Browse Site”. The two column table should have the appearance of the table above.

Anyone in your project who meets the 'y' value of a flag will have displayed the corresponding icon(s) next to their name.

Ancestor

Loyalist

  **Capt. Ebenezer Slocum**^{1,2,3,4,5}

M, b. 18 May 1750, d. 9 April 1827

Pop-up Pedigree

Father [Charles Slocum](#) b. 19 Feb 1728/29, d. 5 Apr 1777

Mother [Sarah Allen](#)¹ b. c 1715

Charts

- [Ancestors of David Arthur Walker](#)
- [Descendants of William White & Susanna](#)
- [Descendants of William Dyer](#)
- [Descendants of Hugh Hull & Elinor](#)
- [Descendants of John Drake & Christiana Billet](#)
- [Descendants of Richard le Fort](#)
- [Descendants of Thomas Saint Leger](#)
- [Descendants of John Cory & Agnis Wauker](#)

Last Edited 23 Jul 2012

Biographical Note*

He was a native of Rhode Island, Slocum owned a farm at North Kingstown in partnership with his father. When the British land intelligence information, but was discovered and tried for his life as a Loyalist. Afterwards, Slocum fled, and in 1778 he joined the British. Charles, was shot by a man named Babcock on 9 April 1777, possibly when Babcock and a party of Americans came to arrest him. Sarah Slocum, was arrested for currency, which she used to pay her rent. She was put in the pillory, branded on the cheeks, and had her ears cropped. Sarah Slocum was taken to New Brunswick for her hearing. Her son Ebenezer settled near Gagetown, New Brunswick. The family property was confiscated and he was awarded £182 sterling. Source (National Library of Canada, Ottawa): Biographical Sketches of Loyalists of the American Revolution, 930466-14-4 Revised Edition of the 2 volume set of the same title, by Lorenzo Sabine, 2nd Edition 1864.⁶

Birth* Capt. Ebenezer **Slocum** was born on 18 May 1750 in [North Kingstown, Kings County, Rhode Island](#); Kings County was in Rhode Island. He was the son of [Charles Slocum](#) and [Sarah Allen](#).¹

Marriage* Capt. Ebenezer Slocum married [Esther Corey](#), daughter of [Thomas Corey](#) and [Elizabeth Drake](#), in 1765 in [North Kingstown, Kings County, Rhode Island](#). (Cory Family Loyalists, History of the Slocums) have the marriage year as 1769, two years after the birth of their first child, or 1770 (Cory Family

This completes my 5 part series on Second Site.

Visit my web site to see how I have customized Second Site.

www.ancestraltrails.ca

Visit John Cardinal's web site to sample examples of user pages.

<http://johncardinal.com/ss/examples.htm>